




Wildwater European Junior Championships 2008

Valtellina Italy

30.06 - 05.07.08



| | | | | | | | | | | |
|----------------------|--|--|--|-------------------------------|--|--|--|--|--|--|
| RACE ANALYSIS | | | | | | | | | | |
| FORERUNNER | | | | | | | | | | |
| CLASSIC RACE | | | | | | | | | | |
| River Adda | | | | 02 Jul 2008 Start Time: 16:00 | | | | | | |


| Rank | Bib No. | Name | Ctry. | Split 1 | | | Split 1 -> Finish | | | Finish | |
|------|---------|--------------------|-------|---------|--------|----|-------------------|----------|----|----------------|----------|
| | | | | Time | Diff | Rk | Time | Diff | Rk | Time | Diff |
| 1 | 150 | KORENJAK Jerenj | SLO | 1:23.70 | 0.00 | 1 | 7:02.59 | 0.00 | 1 | 8:26.29 | 0.00 |
| 2 | 158 | FONTANA Giovanni | ITA | 1:23.96 | +0.26 | 2 | 7:22.20 | +19.61 | 3 | 8:46.16 | +19.87 |
| 3 | 157 | PIASKOWSKI David | GER | 1:28.35 | +4.65 | 6 | 7:21.85 | +19.26 | 2 | 8:50.20 | +23.91 |
| 4 | 154 | MARINI Giulio | ITA | 1:27.60 | +3.90 | 4 | 7:22.74 | +20.15 | 4 | 8:50.34 | +24.05 |
| 5 | 155 | ZOTH Kaspar | GER | 1:27.02 | +3.32 | 3 | 7:25.16 | +22.57 | 5 | 8:52.18 | +25.89 |
| 6 | 156 | HEIDTMANN Marian | GER | 1:27.81 | +4.11 | 5 | 7:26.80 | +24.21 | 6 | 8:54.61 | +28.32 |
| 7 | 153 | LUTTER Peter | USA | 1:30.10 | +6.40 | 7 | 7:40.61 | +38.02 | 7 | 9:10.71 | +44.42 |
| 8 | 152 | BURKE Tom | IRL | 1:30.95 | +7.25 | 8 | 7:53.20 | +50.61 | 8 | 9:24.15 | +57.86 |
| 9 | 151 | O'SULLIVAN Tierney | USA | 1:36.73 | +13.03 | 9 | 8:14.54 | +1:11.95 | 9 | 9:51.27 | +1:24.98 |



Wildwater European Junior Championships 2008

Valtellina Italy

30.06 - 05.07.08



| |
|---|
| RACE ANALYSIS |
| KAYAK (K1) MEN |
| CLASSIC RACE |
| River Adda 02 Jul 2008 Start Time: 16:15 |


| Rank | Bib No. | Name | Ctry. | Split 1 | | | Split 1 -> Finish | | | Finish | |
|------|---------|---------------------------|-------|---------|--------|----|-------------------|----------|----|-----------------|----------|
| | | | | Time | Diff | Rk | Time | Diff | Rk | Time | Diff |
| 1 | 29 | BEERSCHWENGER Bjoern | GER | 1:24.90 | +3.41 | 8 | 7:12.01 | 0.00 | 1 | 8:36.91 | 0.00 |
| 2 | 41 | KADRLE Martin | CZE | 1:23.77 | +2.28 | 4 | 7:13.99 | +1.98 | 4 | 8:37.76 | +0.85 |
| 3 | 40 | MEYERS Mathieu | LUX | 1:23.86 | +2.37 | 5 | 7:13.91 | +1.90 | 3 | 8:37.77 | +0.86 |
| 4 | 35 | SCHOLZ Benedikt | GER | 1:23.33 | +1.84 | 3 | 7:14.73 | +2.72 | 5 | 8:38.06 | +1.15 |
| 5 | 28 | RISSO Bruno | ITA | 1:25.75 | +4.26 | 16 | 7:12.32 | +0.31 | 2 | 8:38.07 | +1.16 |
| 6 | 31 | KOLAR Tim | SLO | 1:25.12 | +3.63 | 10 | 7:14.76 | +2.75 | 6 | 8:39.88 | +2.97 |
| 7 | 27 | VERHAAGH Sebastian | NED | 1:21.70 | +0.21 | 2 | 7:19.13 | +7.12 | 13 | 8:40.83 | +3.92 |
| 8 | 16 | ROSSET Thomas | FRA | 1:25.15 | +3.66 | 12 | 7:16.85 | +4.84 | 9 | 8:42.00 | +5.09 |
| 9 | 9 | SUDRIE Antoine | FRA | 1:25.00 | +3.51 | 9 | 7:17.73 | +5.72 | 11 | 8:42.73 | +5.82 |
| 10 | 34 | HEIDTMANN Florian | GER | 1:26.73 | +5.24 | 23 | 7:16.50 | +4.49 | 8 | 8:43.23 | +6.32 |
| 11 | 38 | MURATORE Alessandro | ITA | 1:25.14 | +3.65 | 11 | 7:18.36 | +6.35 | 12 | 8:43.50 | +6.59 |
| 12 | 39 | VINCENT Robert | GBR | 1:26.47 | +4.98 | 19 | 7:17.08 | +5.07 | 10 | 8:43.55 | +6.64 |
| 13 | 22 | ALBREHT Martin | SLO | 1:21.49 | 0.00 | 1 | 7:22.12 | +10.11 | 17 | 8:43.61 | +6.70 |
| 14 | 19 | DOUX Victor | FRA | 1:28.39 | +6.90 | 27 | 7:16.15 | +4.14 | 7 | 8:44.54 | +7.63 |
| 15 | 11 | ROMBERG Sebastian | GER | 1:24.87 | +3.38 | 7 | 7:20.57 | +8.56 | 15 | 8:45.44 | +8.53 |
| 16 | 36 | MOEYERSOMS Bart | BEL | 1:26.63 | +5.14 | 21 | 7:20.45 | +8.44 | 14 | 8:47.08 | +10.17 |
| 17 | 23 | KASTELIC Janez | SLO | 1:24.20 | +2.71 | 6 | 7:23.52 | +11.51 | 19 | 8:47.72 | +10.81 |
| 18 | 30 | MAINARDI Mattia | ITA | 1:26.64 | +5.15 | 22 | 7:21.61 | +9.60 | 16 | 8:48.25 | +11.34 |
| 19 | 26 | SANTELLIO Andrea | ITA | 1:26.05 | +4.56 | 18 | 7:22.41 | +10.40 | 18 | 8:48.46 | +11.55 |
| 20 | 25 | TYKAL Jiri | CZE | 1:25.16 | +3.67 | 13 | 7:26.43 | +14.42 | 21 | 8:51.59 | +14.68 |
| 21 | 33 | WYRSCH Livio | SUI | 1:26.48 | +4.99 | 20 | 7:25.19 | +13.18 | 20 | 8:51.67 | +14.76 |
| 22 | 32 | HALA Richard | CZE | 1:27.43 | +5.94 | 26 | 7:27.88 | +15.87 | 22 | 8:55.31 | +18.40 |
| 23 | 37 | MEYSNER Luke | SUI | 1:29.07 | +7.58 | 30 | 7:27.91 | +15.90 | 23 | 8:56.98 | +20.07 |
| 24 | 10 | SLASTAN Peter Jr | SVK | 1:25.99 | +4.50 | 17 | 7:33.95 | +21.94 | 24 | 8:59.94 | +23.03 |
| 25 | 21 | SCHLAEFELI Jeremias | SUI | 1:27.02 | +5.53 | 24 | 7:35.58 | +23.57 | 25 | 9:02.60 | +25.69 |
| 26 | 1 | MULLER Jean Christophe | FRA | 1:28.78 | +7.29 | 28 | 7:35.85 | +23.84 | 26 | 9:04.63 | +27.72 |
| 27 | 20 | FARROW Gareth | GBR | 1:27.28 | +5.79 | 25 | 7:39.70 | +27.69 | 27 | 9:06.98 | +30.07 |
| 28 | 18 | SCHNIDER Silvan | SUI | 1:25.37 | +3.88 | 14 | 7:42.89 | +30.88 | 29 | 9:08.26 | +31.35 |
| 29 | 17 | FEELY Lorcan | IRL | 1:29.45 | +7.96 | 31 | 7:40.33 | +28.32 | 28 | 9:09.78 | +32.87 |
| 30 | 24 | NOVAK Ondrej | CZE | 1:25.53 | +4.04 | 15 | 7:44.68 | +32.67 | 32 | 9:10.21 | +33.30 |
| 31 | 12 | POSSNIG Clemens | AUT | 1:29.00 | +7.51 | 29 | 7:44.63 | +32.62 | 31 | 9:13.63 | +36.72 |
| 31 | 13 | HARRISON Jack | GBR | 1:30.15 | +8.66 | 32 | 7:43.48 | +31.47 | 30 | 9:13.63 | +36.72 |
| 33 | 15 | DEN HAAN Victor | NED | 1:31.32 | +9.83 | 34 | 7:50.32 | +38.31 | 34 | 9:21.64 | +44.73 |
| 34 | 8 | GONZALEZ DIAZ Marcos | ESP | 1:33.56 | +12.07 | 35 | 7:48.46 | +36.45 | 33 | 9:22.02 | +45.11 |
| 35 | 7 | VAN RYSWICK Raf | NED | 1:34.78 | +13.29 | 38 | 7:58.94 | +46.93 | 35 | 9:33.72 | +56.81 |
| 36 | 3 | HAVLIK Tomas | SVK | 1:34.61 | +13.12 | 37 | 8:09.88 | +57.87 | 36 | 9:44.49 | +1:07.58 |
| 37 | 6 | SWEENEY Adam | IRL | 1:34.50 | +13.01 | 36 | 8:10.29 | +58.28 | 37 | 9:44.79 | +1:07.88 |
| 38 | 4 | BLOUNT Charles | IRL | 1:35.96 | +14.47 | 39 | 8:43.20 | +1:31.19 | 38 | 10:19.16 | +1:42.25 |
| | 2 | SARRION MERINO Eric | ESP | 1:31.02 | +9.53 | 33 | | | | DNF | |
| | 5 | HEALY Sean | IRL | 1:37.30 | +15.81 | 40 | | | | DNF | |
| | 14 | FIDALGO DE LEON Guillermo | ESP | 1:39.16 | +17.67 | 41 | | | | DNF | |



Wildwater European Junior Championships 2008

Valtellina Italy

30.06 - 05.07.08



| RACE ANALYSIS | | | | | | | | | | |
|------------------|--|--|--|-------------------------------|--|--|--|--|--|--|
| KAYAK (K1) WOMEN | | | | | | | | | | |
| CLASSIC RACE | | | | | | | | | | |
| River Adda | | | | 02 Jul 2008 Start Time: 16:58 | | | | | | |


| Rank | Bib No. | Name | Ctry. | Split 1 | | | Split 1 -> Finish | | | Finish | |
|------|---------|------------------------|-------|---------|--------|----|-------------------|--------|----|-----------------|----------|
| | | | | Time | Diff | Rk | Time | Diff | Rk | Time | Diff |
| 1 | 70 | HYSLOP Sandra | GBR | 1:30.43 | +2.01 | 7 | 7:31.70 | 0.00 | 1 | 9:02.13 | 0.00 |
| 2 | 66 | BIANCHI Cristina | ITA | 1:30.23 | +1.81 | 5 | 7:43.34 | +11.64 | 3 | 9:13.57 | +11.44 |
| 2 | 67 | RISSO Viola | ITA | 1:35.05 | +6.63 | 16 | 7:38.52 | +6.82 | 2 | 9:13.57 | +11.44 |
| 4 | 69 | VALIKOVA Radka | CZE | 1:28.42 | 0.00 | 1 | 7:46.86 | +15.16 | 5 | 9:15.28 | +13.15 |
| 5 | 65 | TERCELJ Eva | SLO | 1:32.45 | +4.03 | 10 | 7:44.72 | +13.02 | 4 | 9:17.17 | +15.04 |
| 6 | 68 | BROWN Hannah | GBR | 1:30.22 | +1.80 | 3 | 7:49.59 | +17.89 | 6 | 9:19.81 | +17.68 |
| 7 | 55 | HRABALOVA Ivana | CZE | 1:30.22 | +1.80 | 3 | 7:51.52 | +19.82 | 9 | 9:21.74 | +19.61 |
| 8 | 62 | PIASKOWSKI Janina | GER | 1:31.46 | +3.04 | 8 | 7:51.40 | +19.70 | 8 | 9:22.86 | +20.73 |
| 9 | 61 | FRAIT Lisa | GER | 1:33.06 | +4.64 | 13 | 7:49.84 | +18.14 | 7 | 9:22.90 | +20.77 |
| 10 | 64 | ABGOTTSPON Chantal | SUI | 1:28.78 | +0.36 | 2 | 7:56.09 | +24.39 | 15 | 9:24.87 | +22.74 |
| 11 | 51 | LE CORVAISIER Charlene | FRA | 1:33.06 | +4.64 | 13 | 7:55.57 | +23.87 | 13 | 9:28.63 | +26.50 |
| 12 | 63 | SOUCHEYRE Charlotte | FRA | 1:35.79 | +7.37 | 19 | 7:52.88 | +21.18 | 11 | 9:28.67 | +26.54 |
| 13 | 57 | POLESNA Jitka | CZE | 1:34.25 | +5.83 | 15 | 7:54.48 | +22.78 | 12 | 9:28.73 | +26.60 |
| 14 | 45 | BEERSCHWENGER Svenja | GER | 1:36.68 | +8.26 | 20 | 7:52.18 | +20.48 | 10 | 9:28.86 | +26.73 |
| 15 | 54 | SIMON Claire Emilie | FRA | 1:31.68 | +3.26 | 9 | 7:58.93 | +27.23 | 17 | 9:30.61 | +28.48 |
| 16 | 60 | KUTTENBERGER Annalena | SUI | 1:32.50 | +4.08 | 11 | 7:58.36 | +26.66 | 16 | 9:30.86 | +28.73 |
| 17 | 58 | SLAPSAK Nina | SLO | 1:35.32 | +6.90 | 17 | 7:55.95 | +24.25 | 14 | 9:31.27 | +29.14 |
| 18 | 56 | BERTHO Laura | FRA | 1:30.25 | +1.83 | 6 | 8:06.19 | +34.49 | 19 | 9:36.44 | +34.31 |
| 19 | 59 | MERTENS Natacha | BEL | 1:36.71 | +8.29 | 21 | 8:00.04 | +28.34 | 18 | 9:36.75 | +34.62 |
| 20 | 52 | ZASTEROVA Pavlina | CZE | 1:32.70 | +4.28 | 12 | 8:08.14 | +36.44 | 20 | 9:40.84 | +38.71 |
| 21 | 49 | DOMANJKO Dora | SLO | 1:35.57 | +7.15 | 18 | 8:08.79 | +37.09 | 22 | 9:44.36 | +42.23 |
| 22 | 47 | JERABEK Anna | AUT | 1:38.57 | +10.15 | 24 | 8:08.64 | +36.94 | 21 | 9:47.21 | +45.08 |
| 23 | 53 | CONLAN Aisling | IRL | 1:37.17 | +8.75 | 22 | 8:20.03 | +48.33 | 23 | 9:57.20 | +55.07 |
| 24 | 50 | MANNING Olivia | IRL | 1:37.44 | +9.02 | 23 | 8:30.85 | +59.15 | 25 | 10:08.29 | +1:06.16 |
| 25 | 48 | FIANCHISTI Anna | ITA | 1:43.94 | +15.52 | 25 | 8:27.10 | +55.40 | 24 | 10:11.04 | +1:08.91 |
| 46 | | DOYLE Clodagh | IRL | | | | | | | DNF | |
| 44 | | MIRALLES PRATS Laura | ESP | | | | | | | DNS | |



Wildwater European Junior Championships 2008

Valtellina Italy

30.06 - 05.07.08



| | | | | | | | | | | |
|------------------------------|--|--|--|-------------------------------|--|--|--|--|--|--|
| RACE ANALYSIS | | | | | | | | | | |
| CANOE DOUBLE (C2) MEN | | | | | | | | | | |
| CLASSIC RACE | | | | | | | | | | |
| River Adda | | | | 02 Jul 2008 Start Time: 17:27 | | | | | | |


| Rank | Bib No. | Name | Ctry. | Split 1 | | | Split 1 -> Finish | | | Finish | |
|------|---------|--------------------------------------|-------|---------|-------|----|-------------------|--------|----|----------------|--------|
| | | | | Time | Diff | Rk | Time | Diff | Rk | Time | Diff |
| 1 | 81 | BRIZA Vaclav/KUBAT Zdenek | CZE | 1:30.16 | +1.31 | 3 | 7:42.31 | 0.00 | 1 | 9:12.47 | 0.00 |
| 2 | 80 | BARON Petr/FUSEK Radomir | CZE | 1:28.85 | 0.00 | 1 | 7:53.96 | +11.65 | 2 | 9:22.81 | +10.34 |
| 3 | 79 | POTENTI Mattia/MEUCCI Marco | ITA | 1:30.61 | +1.76 | 4 | 7:57.19 | +14.88 | 4 | 9:27.80 | +15.33 |
| 4 | 78 | MACICEK Lukas/KRISTEK Ales | CZE | 1:33.19 | +4.34 | 8 | 7:56.85 | +14.54 | 3 | 9:30.04 | +17.57 |
| 5 | 75 | PADOVANI Giulio/STELLATA Davide | ITA | 1:29.78 | +0.93 | 2 | 8:01.03 | +18.72 | 5 | 9:30.81 | +18.34 |
| 6 | 77 | GIERTL Jakub/HONS Tomas | SVK | 1:30.99 | +2.14 | 5 | 8:01.09 | +18.78 | 6 | 9:32.08 | +19.61 |
| 7 | 76 | SUCHANEK Daniel/JILEK Jan | CZE | 1:34.50 | +5.65 | 9 | 8:06.53 | +24.22 | 7 | 9:41.03 | +28.56 |
| 8 | 73 | CERNY Richard/ULBRICH Pavol | SVK | 1:32.51 | +3.66 | 6 | 8:13.59 | +31.28 | 8 | 9:46.10 | +33.63 |
| 9 | 74 | CUCINOTTA Enrico/MAINARDI Alessandro | ITA | 1:32.79 | +3.94 | 7 | 8:15.42 | +33.11 | 9 | 9:48.21 | +35.74 |



Wildwater European Junior Championships 2008

Valtellina Italy

30.06 - 05.07.08



| |
|---|
| RACE ANALYSIS |
| CANOE SINGLE (C1) MEN |
| CLASSIC RACE |
| River Adda 02 Jul 2008 Start Time: 17:38 |

| Rank | Bib No. | Name | Ctry. | Split 1 | | | Split 1 -> Finish | | | Finish | |
|------|---------|-----------------------|-------|---------|--------|----|-------------------|----------|----|-----------------|----------|
| | | | | Time | Diff | Rk | Time | Diff | Rk | Time | Diff |
| 1 | 102 | ROLENC Ondrej | CZE | 1:26.45 | 0.00 | 1 | 7:34.75 | 0.00 | 1 | 9:01.20 | 0.00 |
| 2 | 101 | KUCERA Michal | CZE | 1:29.83 | +3.38 | 2 | 7:51.13 | +16.38 | 3 | 9:20.96 | +19.76 |
| 3 | 100 | RUBINT Martin | CZE | 1:32.16 | +5.71 | 6 | 7:49.89 | +15.14 | 2 | 9:22.05 | +20.85 |
| 4 | 98 | MARQUER Tanguy | FRA | 1:31.32 | +4.87 | 3 | 7:54.56 | +19.81 | 5 | 9:25.88 | +24.68 |
| 5 | 95 | LENARCIC Jure | SLO | 1:33.33 | +6.88 | 9 | 7:59.16 | +24.41 | 6 | 9:32.49 | +31.29 |
| 6 | 99 | RANKE Nils | GER | 1:38.79 | +12.34 | 14 | 7:54.48 | +19.73 | 4 | 9:33.27 | +32.07 |
| 7 | 93 | MACIK Martin | CZE | 1:33.11 | +6.66 | 8 | 8:04.72 | +29.97 | 9 | 9:37.83 | +36.63 |
| 8 | 97 | DURAND Theophile | FRA | 1:35.56 | +9.11 | 12 | 8:03.67 | +28.92 | 8 | 9:39.23 | +38.03 |
| 9 | 96 | DAZEUR Quentin | FRA | 1:33.04 | +6.59 | 7 | 8:06.76 | +32.01 | 10 | 9:39.80 | +38.60 |
| 10 | 90 | SCIANIMANICO Nicolas | FRA | 1:36.89 | +10.44 | 13 | 8:03.38 | +28.63 | 7 | 9:40.27 | +39.07 |
| 11 | 94 | FERGG Christopher | SUI | 1:31.75 | +5.30 | 4 | 8:09.01 | +34.26 | 12 | 9:40.76 | +39.56 |
| 12 | 91 | BERCIC Anze | SLO | 1:34.33 | +7.88 | 10 | 8:06.85 | +32.10 | 11 | 9:41.18 | +39.98 |
| 13 | 92 | NORRENBORG Michael | GER | 1:34.77 | +8.32 | 11 | 8:09.70 | +34.95 | 13 | 9:44.47 | +43.27 |
| 14 | 89 | COF Blaz | SLO | 1:31.79 | +5.34 | 5 | 8:16.88 | +42.13 | 14 | 9:48.67 | +47.47 |
| 15 | 87 | ANTAL Richard | SVK | 1:42.63 | +16.18 | 17 | 8:30.79 | +56.04 | 15 | 10:13.42 | +1:12.22 |
| 16 | 88 | RAMOS COLLADO Rodrigo | ESP | 1:43.66 | +17.21 | 18 | 8:35.09 | +1:00.34 | 16 | 10:18.75 | +1:17.55 |
| 17 | 86 | BAUER Matija | CRO | 1:41.18 | +14.73 | 16 | 8:54.67 | +1:19.92 | 17 | 10:35.85 | +1:34.65 |
| | 84 | AVBELJ Domen | SLO | | | | | | | DNF | |
| | 85 | MUTH Andreas | GER | 1:38.88 | +12.43 | 15 | | | | DNF | |